



# BENZ COLLECTION

LH1, ALU, COR, ALU, RH1 corner group shown in Marlon Smokestone (Cover 1),  
Paradiso Brass (Cover 2), Classic Velvet Natural (Cover 3) and Bear Beige (Cover 4)  
and Bali footstool shown in Paradiso Brass (Cover 1)

## Cover Guide:



**COVER 1**  
(BODY)




**COVER 2**  
(21" SCATTER)



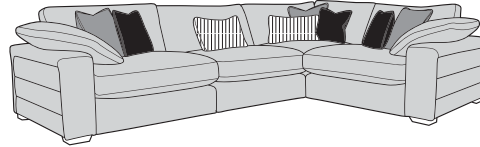
**COVER 3**  
(18" SCATTER)




**COVER 4**  
(BOLSTER)




Corner Group: LH1, ALU, COR, ALU, RH1  
H x W x D: TBC




Corner Group: LH1, ALU, COR, RH1  
H x W x D: TBC



Corner Group: LH1, COR, ALU, RH1  
H x W x D: TBC




Corner Group: LH1, ALU, COR, ALU, FST  
H x W x D: TBC




Corner Group: FST, ALU, COR, ALU, RH1  
H x W x D: TBC



Armless Unit: ALU  
H x W x D: TBC



4 Seater Modular Sofa: 4MD - 4ML+4MR  
H x W x D: TBC

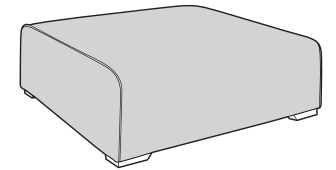


3 Seater Modular Sofa: 3MD - 3ML+3MR  
H x W x D: TBC



Love Chair: LOV  
H x W x D: TBC

## Suggested Accent Pieces



Bali Footstool: FST  
H: 38 W: 115 D: 115

## Large Scatter:



FRONT, BACK  
& PIPING: COVER 2

## Small Scatter:



FRONT, BACK  
& PIPING: COVER 3

## Bolster:



FRONT & BACK:  
COVER 4

Height x Width x Depth (cm)

All dimensions are approximate. Allow tolerance of +/- 2.5cm.

Features & Benefits

**Frame:** Hardwood & composite board frame - dowelled, screwed, glued & stapled  
**Seat Suspension:** Serpentine seat springs & silent wire  
**Back Suspension:** Elasticated webbing  
**Seat Cushions:** Fibre Encore seating with Feather Encore upgrade available  
- both reversible  
**Back Cushions:** Blown fibre - reversible  
**Scatter Cushions:** Feather scatter cushions and bolsters included  
**Foot Options:** Walnut or Mid Oak  
**Other Features:** Deep sit and feather filled arm pads included  
Fully modular, stand alone units can be joined using swing away crocodile clips to create endless combinations  
**Care:** Cushions must be plumped regularly to retain their performance and appearance

Further Dimensions (cm)

TBC

Foot Colours

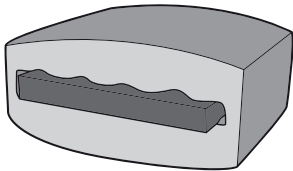


Walnut



Mid Oak

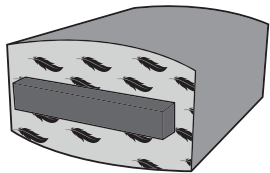
Details



Multi pocketed fibre filled jacket for casual comfort. High grade foam core for improved resilience and performance.

Weight limits per seat: tested according with BS EN 12520:2010 & BS EN 1022:2005 for general domestic use which are based on persons weighing up to a maximum of 110kg.  
Wood is a natural product and will vary in shade/colour from item to item. Feet may require fitting.

Seat Interior Upgrade Available:



Multi pocketed feather filled jacket for natural comfort. High grade foam core for improved resilience and performance.

